



EXECUTIVE SUMMARY REPORT

POST-CLOSING

ACES REPORTING



Generate reports in minutes vs. days

- **Custom reports** in any desired format, from any combination of fields in the database, complete with charts, graphics and narrative selections.
- **Collaborate easier** and make decisions faster with reports that filter, sort and publish interactive data in real-time.
- **Get a powerful at-a-glance view** of loans and exceptions in your queue to better manage workload distribution and identify issues with loan assignments.

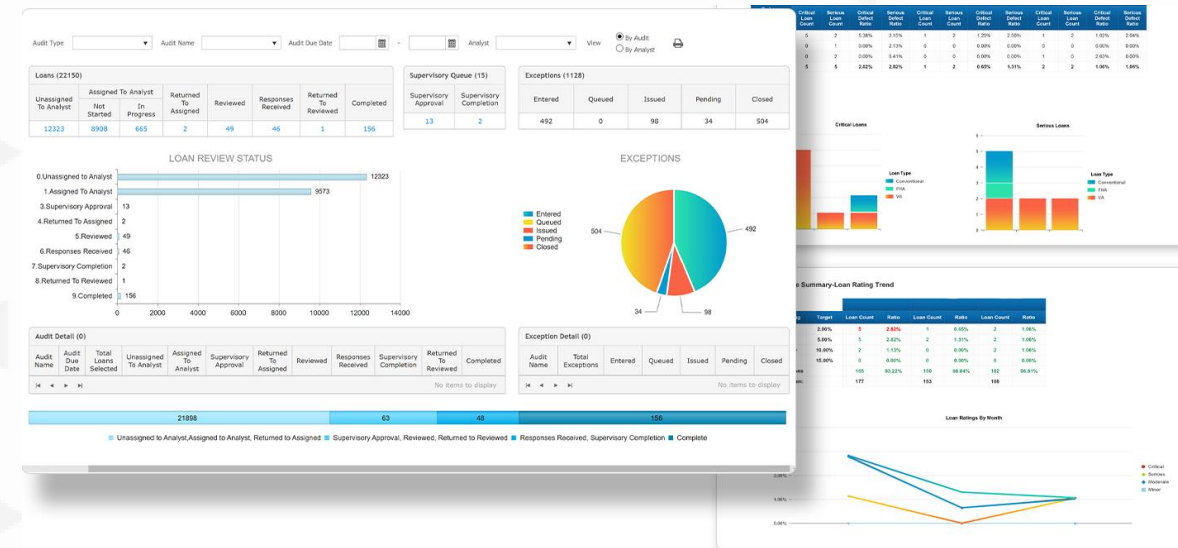


TABLE OF CONTENTS



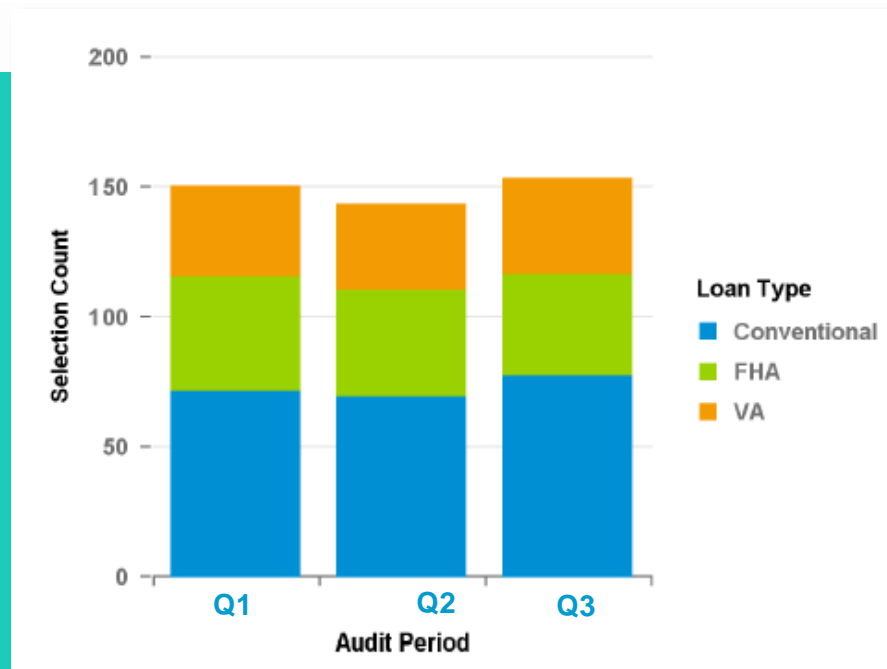
- **Trend Summary**
- **Audit Results Critical and Serious Trend Summary**
- **Loan Rating Trend**
- **Current Results Summary**
- **Audit Trend Summary**

- **Eligibility Violations By Fannie Mae Category**
- **Violations By FHA Category**
- **Current Audit Review Cycle Summary**

SELECTION TREND SUMMARY



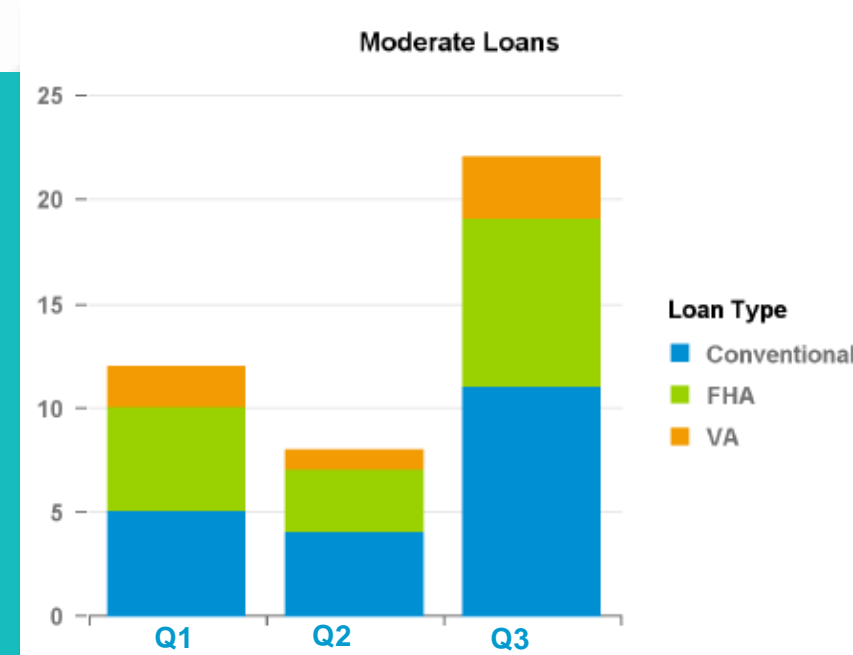
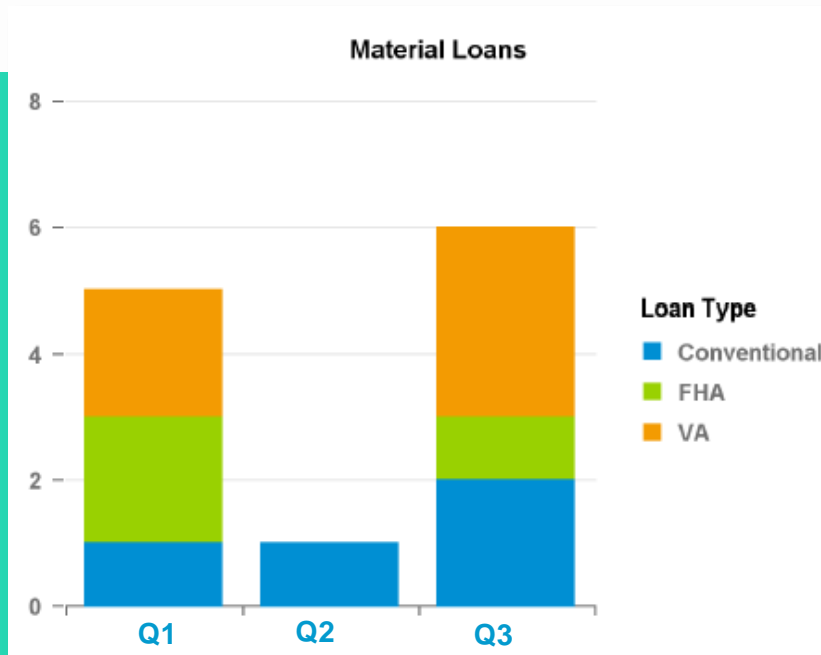
By Loan Type	Q1			Q2			Q3		
	Qualified Population	Sample Selection	Selection Percentage	Qualified Population	Sample Selection	Selection Percentage	Qualified Population	Sample Selection	Selection Percentage
Conventional	480	71	14.79%	478	69	14.44%	486	77	15.84%
FHA	253	44	17.39%	250	41	16.40%	247	39	15.79%
VA	259	35	13.51%	257	33	12.84%	261	37	14.18%
Sum:	992	150	15.12%	985	143	14.52%	994	153	15.39%



AUDIT RESULTS CRITICAL & SERIOUS TREND SUMMARY



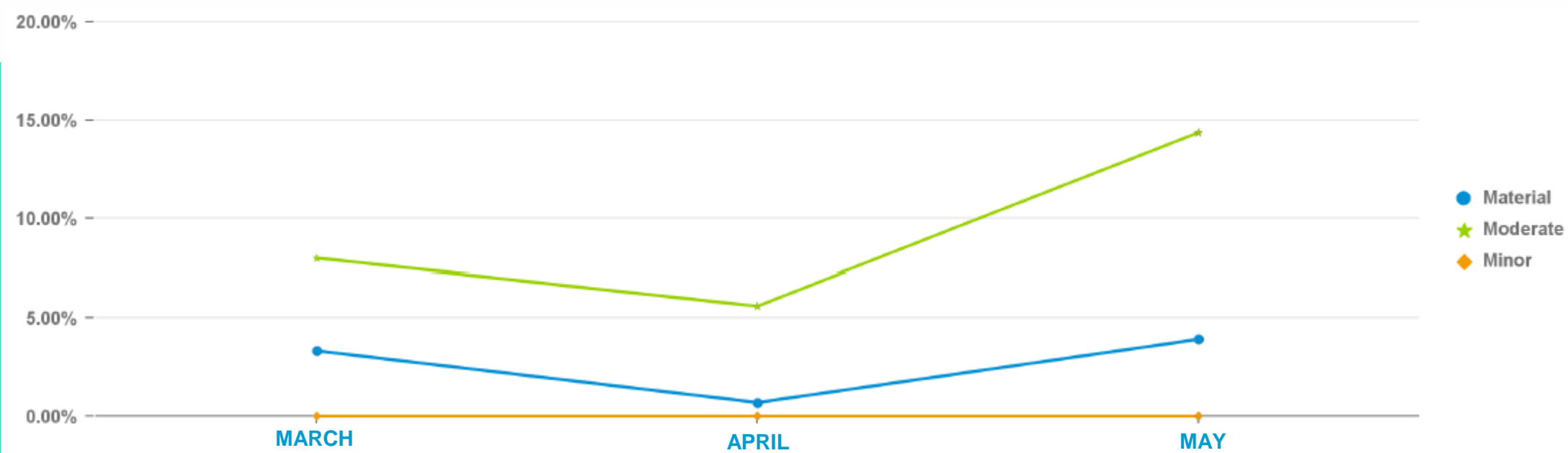
By Loan Type	Q1				Q2				Q3			
	Material Loan Count	Moderate Loan Count	Material Defect Ratio	Moderate Defect Ratio	Material Loan Count	Moderate Loan Count	Material Defect Ratio	Moderate Defect Ratio	Material Loan Count	Moderate Loan Count	Material Defect Ratio	Moderate Defect Ratio
Conventional	1	5	1.41%	7.04%	1	4	1.45%	5.80%	2	11	2.60%	14.29%
FHA	2	5	4.55%	11.36%	0	3	0.00%	7.32%	1	8	2.56%	20.51%
VA	2	2	5.71%	5.71%	0	1	0.00%	3.03%	3	3	8.11%	8.11%
Sum:	5	12	3.33%	8.00%	1	8	0.70%	5.59%	6	22	3.92%	14.38%



LOAN RATING TREND SUMMARY



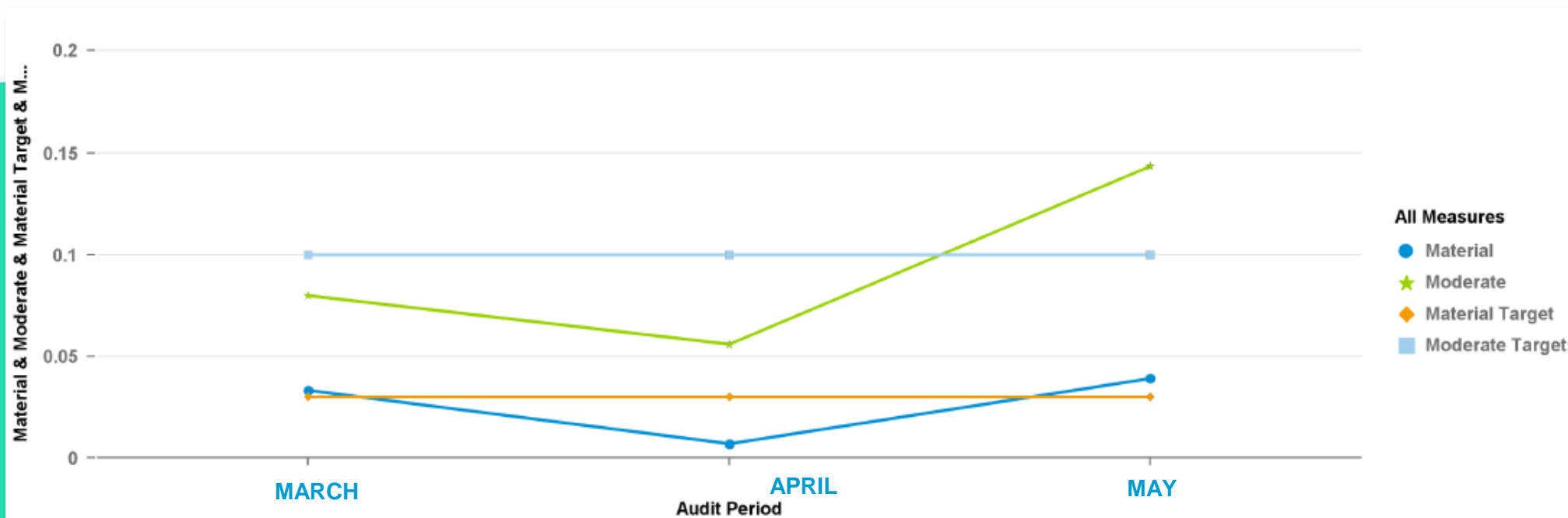
Loan Rating	Target	MARCH		APRIL		MAY	
		Loan Count	Ratio	Loan Count	Ratio	Loan Count	Ratio
Material	3.00%	5	3.33%	1	0.70%	6	3.92%
Moderate	10.00%	12	8.00%	8	5.59%	22	14.38%
Minor	15.00%	0	0.00%	0	0.00%	0	0.00%
No Exceptions		133	88.67%	134	93.71%	125	81.70%
Sum:		150		143		153	



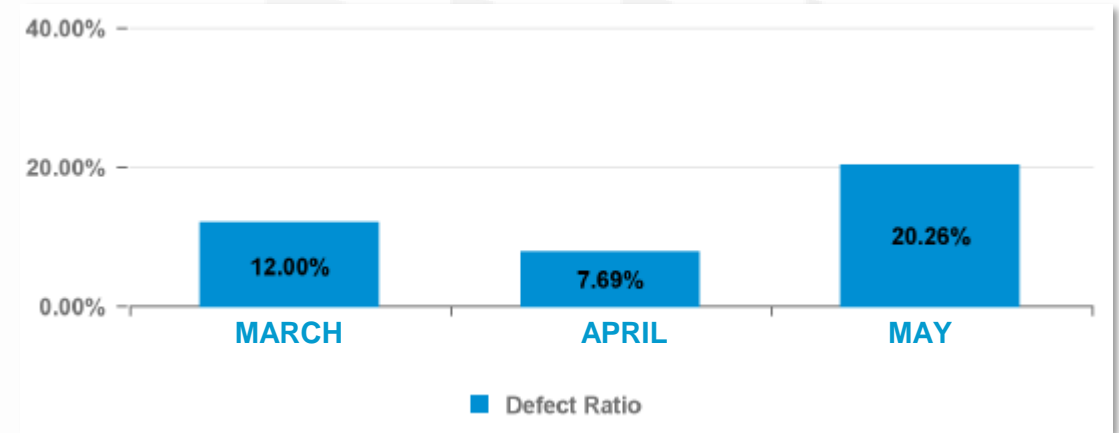
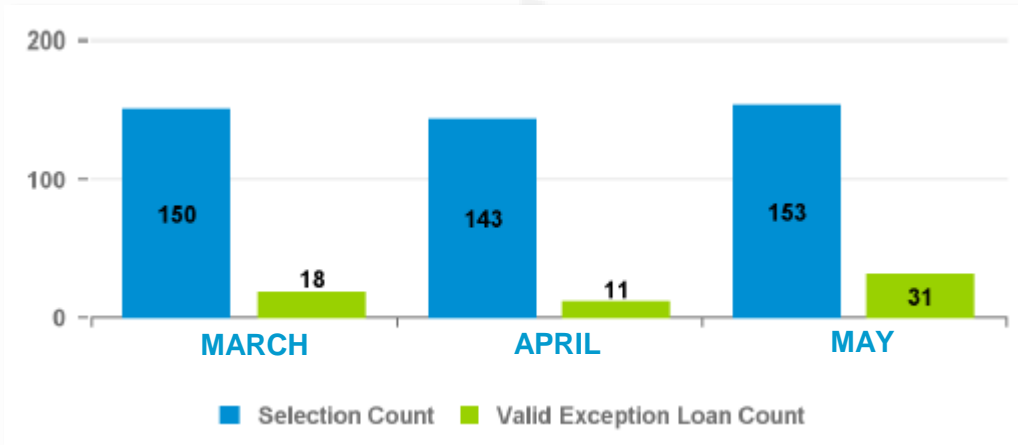
CURRENT AUDIT RESULTS SUMMARY



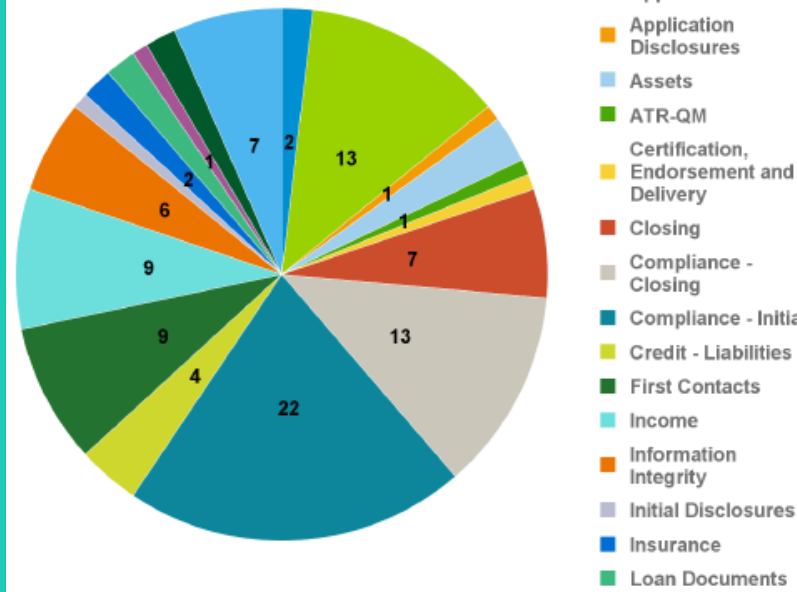
By Loan Type	MAY							
	Selection Loan Count	Material Loan Count	Moderate Loan Count	Material Defect Ratio	Moderate Defect Ratio	Population Loan Count	Forecast-Material Loans	Forecast-Moderate Loans
Conventional	96	2	11	2.08%	11.46%	976	20.33	111.83
FHA	52	1	8	1.92%	15.38%	494	9.5	76
VA	47	3	3	6.38%	6.38%	477	30.45	30.45
Sum:	195	6	22	3.08%	11.28%	1,947	59.91	219.66



AUDIT TRENDS SUMMARY



Exceptions by Category


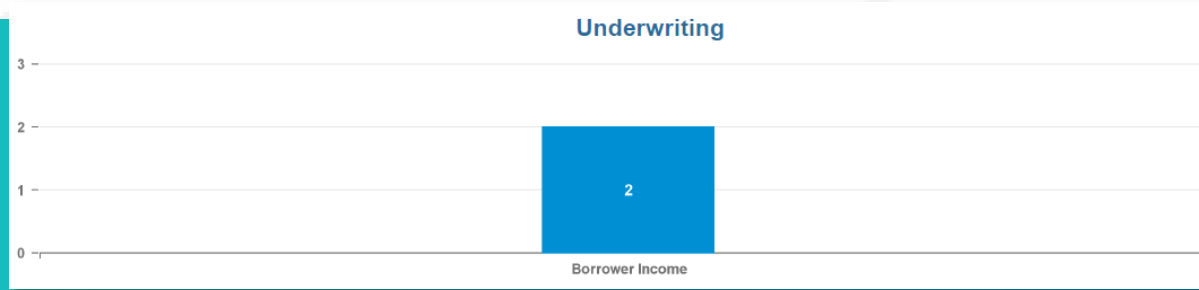
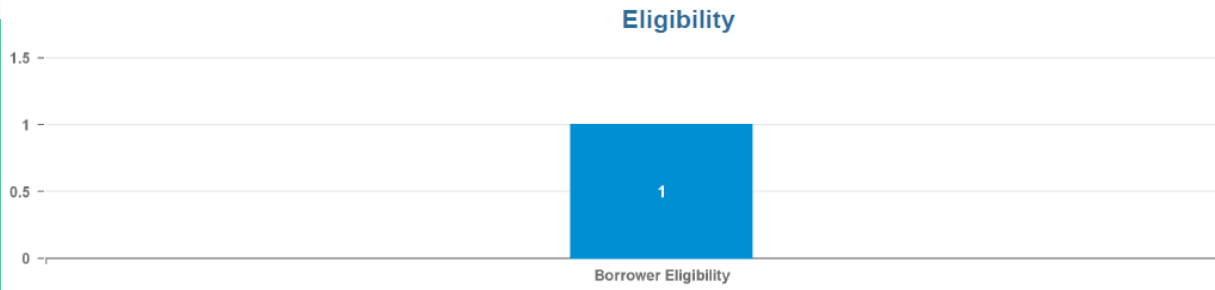


ELIGIBILITY VIOLATIONS BY FANNIE MAE

CATEGORY | SIGNIFICANCE = MATERIAL



FHA Category	FHA Sub-Category	APRIL	MAY	Sum:
Eligibility	Borrower Eligibility	1	0	1
Underwriting	Borrower Credit	0	0	0
Underwriting	Borrower Income	0	2	2
Valuation Process	Property Eligibility	1	0	1
	Sum:	2	2	4

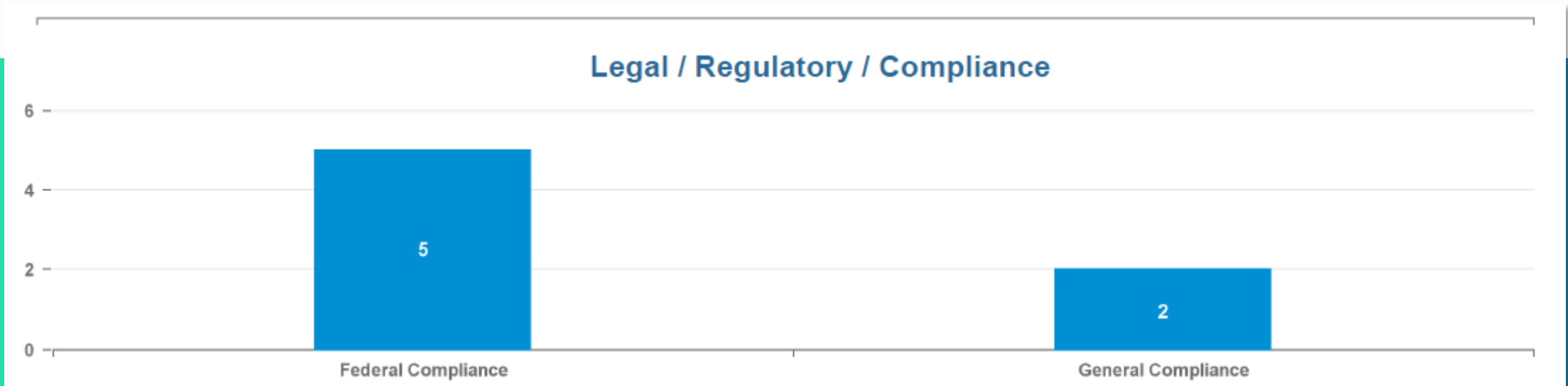


CURRENT AUDIT REVIEW CYCLE SUMMERY

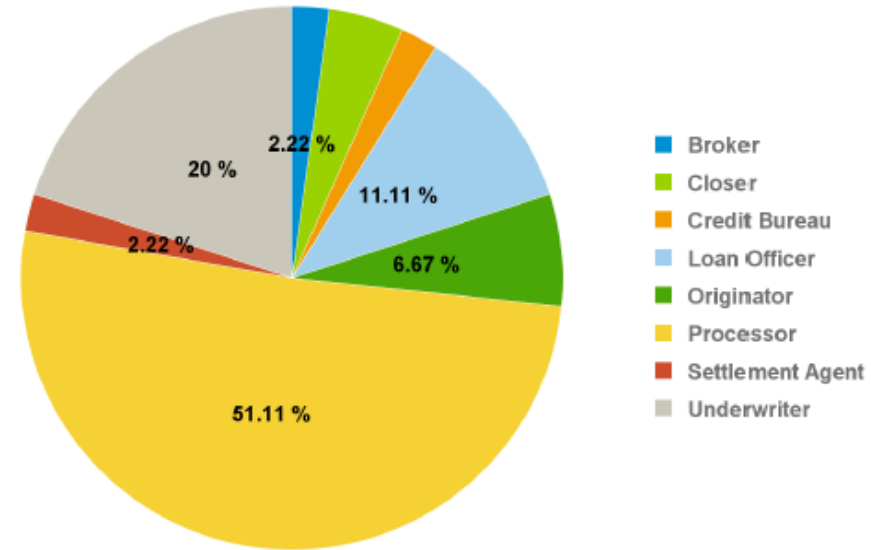
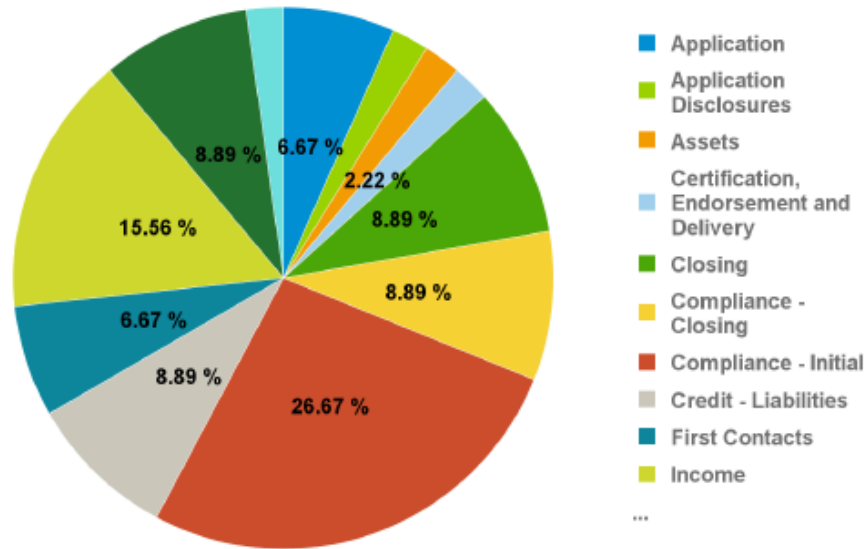
ALL SIGNIFICANCES



FNMA Category	FNMA Sub-Category	APRIL	MAY	Sum:
Credit	Credit Eligibility	1	0	1
Legal / Regulatory / Compliance	Federal Compliance	0	1	1
	Sum:	1	1	2



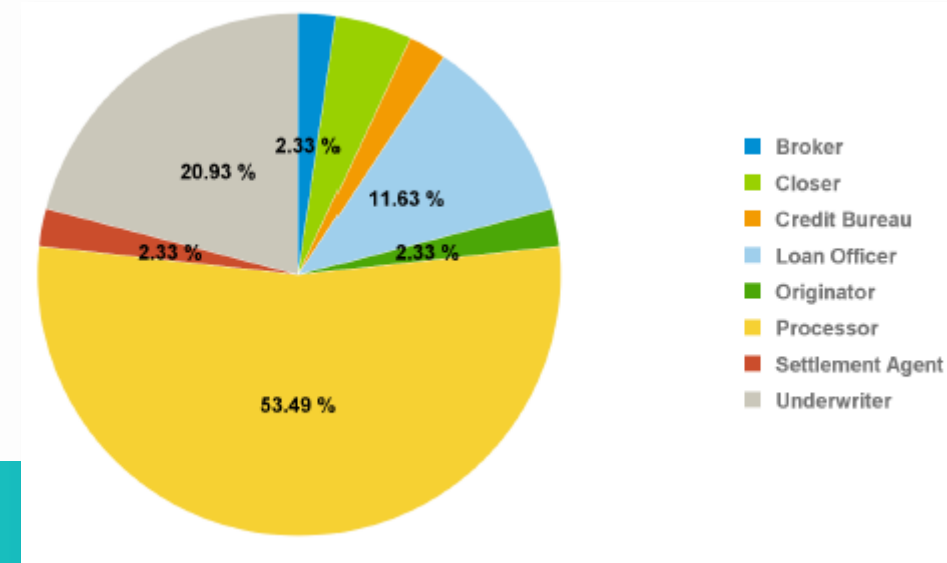
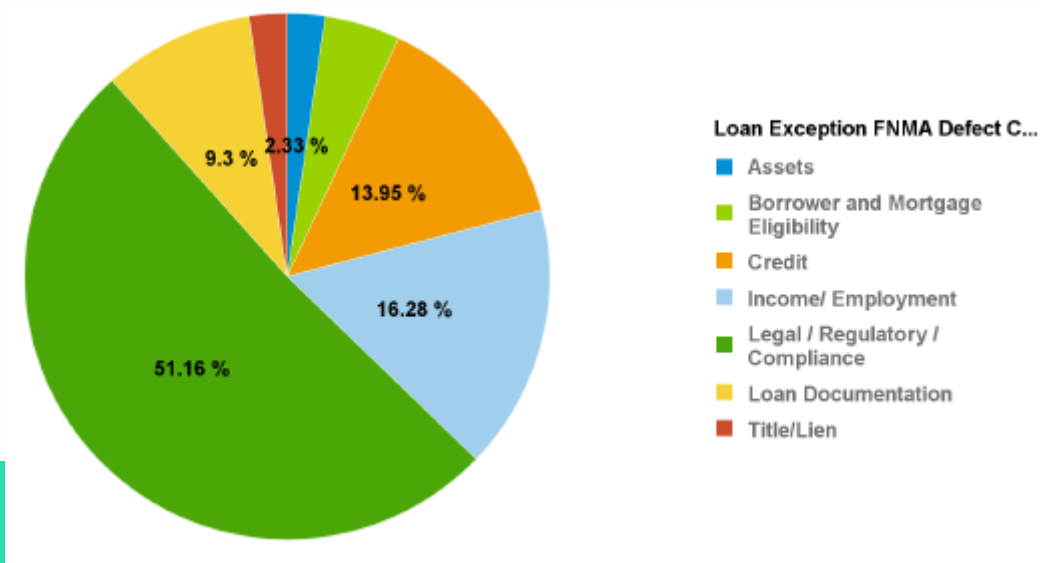
CURRENT AUDIT REVIEW CYCLE SUMMARY



Category	Description of Defect	Defect Count	Significance	Area of Responsibility
Application	In an application for a home purchase or refinance mortgage on a principal residence, the data about the ethnicity and race, sex, marital status and age of the applicant was not collected on the URLA.	1	Moderate	Processor
Application	The electronic signature is a "facsimilia" and the signature does not look authentic and include a tamper proof seal or lock symbol.	1	Material	Processor
Application	The ethnicity and race, sex, marital status and age of the applicant was not collected on the Demographic Information Addendum.	1	Minor	Loan Officer
Application Disclosures	Property insurance is required in connection with a debt or loan and the borrower was not able to select the insurance producer and insurer through whom the insurance is to be placed.	1	Moderate	Originator
Assets	The VOD in the file was fully completed, signed or dated as required or was not provided directly from the depository or as was required by DU.	1	Serious	Underwriter
Certification, Endorsement and Delivery	The key loan delivery data for the mortgage was not compiled and delivered to Fannie Mae electronically using Loan Delivery.	1	Moderate	Processor
Closing	A principal curtailment was applied that was not in accordance with requirements.	1	Serious	Closer

CURRENT AUDIT REVIEW CYCLE SUMMARY

FANNIE MAE CATEGORIES/SUB-CATEGORIES



Category	Loan Exception FNMA Defect Sub-Category	Description of Defect	Defect Count	Significance	Area of Responsibility
Legal / Regulatory / Compliance	Federal Compliance	In an application for a home purchase or refinance mortgage on a principal residence, the data about the ethnicity and race, sex, marital status and age of the applicant was not collected on the URLA.	1	Moderate	Processor
Legal / Regulatory / Compliance	Federal Compliance	The electronic signature is a "facsimilia" and the signature does not look authentic and include a tamper proof seal or lock symbol.	1	Material	Processor
Legal / Regulatory / Compliance	Federal Compliance	The ethnicity and race, sex, marital status and age of the applicant was not collected on the Demographic Information Addendum.	1	Minor	Loan Officer
Assets	Asset Documentation	The VOD in the file was fully completed, signed or dated as required or was not provided directly from the depository or as was required by DU.	1	Serious	Underwriter
Title/Lien	Title/Lien Selling Violation	The key loan delivery data for the mortgage was not compiled and delivered to Fannie Mae electronically using Loan Delivery.	1	Moderate	Processor
Borrower and Mortgage Eligibility	General Eligibility	A principal curtailment was applied that was not in accordance with requirements.	1	Serious	Closer



IMPROVE PRODUCTIVITY WHILE CONTROLLING COSTS & RISK

REQUEST A DEMO ▶

EMAIL: info@acesquality.com
PHONE: 800.858.1598